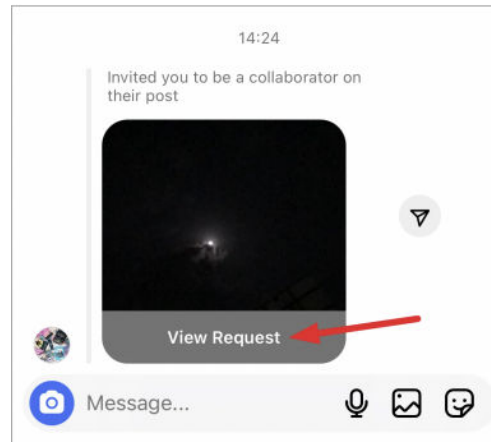
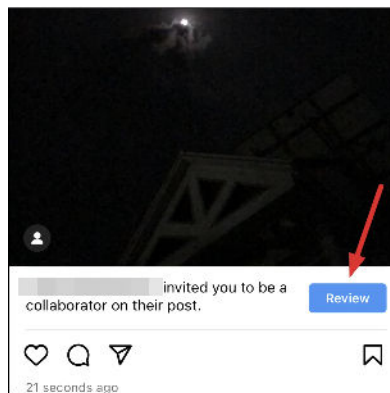


Instagram

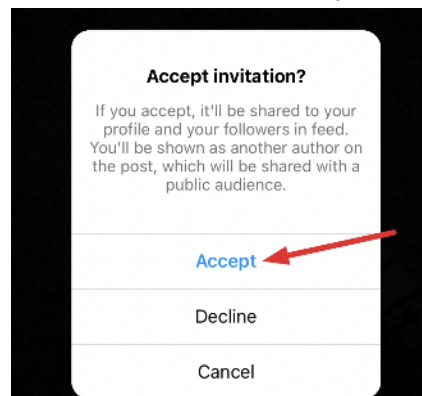
1. You'll receive a request in your messages. Open the message and you'll see the post for which they've invited you as a collaborator. Tap the 'View Request' button on the post in your message.



2. Open this notification and then click on the option to "review", at which point you will be prompted to either "Accept" or "Reject" the invitation.



3. A pop-up will appear on your screen. Tap 'Accept' to approve the request and add yourself as a collaborator on the post and it will be shared with all of your followers.



Facebook

1. We'll have hyperlinked a Facebook Collaboration Link when we notify you of our posting via email. Click on it to go to the Facebook app/website

[Facebook Post 1](#) - [Collaboration Link](#)

[Facebook Post 2](#) - [Collaboration Link](#)

[Instagram Post](#)

2. Tap on the invite notification
3. Preview the post, then tap **Accept**

Another alternative is to check your **Notifications**

1. Click on the invite notification
2. Preview post, then **tap Accept**